

# Unemployment Leaving Millions of Americans without Health Coverage

A survey of 13,000 adults, conducted in February, June and September:

**FEB**

6,402 Surveyed

**JUNE**

3,680 Surveyed

**SEPT**

3,002 Surveyed

**6.7MM**

People lost health insurance as uninsured numbers rapidly climbed by 2.7%

**10MM**

Expected to lose coverage by year's end

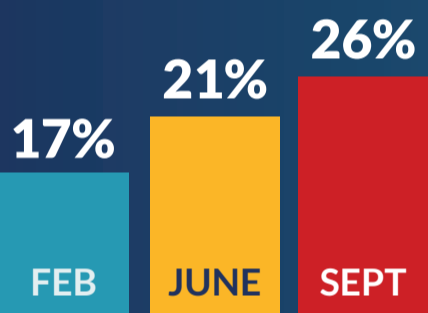
**36 Million**

Americans are now uninsured

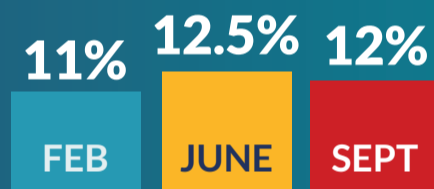


## Disparities in "Insurance Deprivation"

While 8% of Americans overall lost their health insurance coverage due to COVID-19, these numbers were significantly higher for Black Americans.



By September, more than a quarter of **Black Americans** were uninsured



**White Americans** were uninsured at significantly lower rates



The uninsured levels of all other racial groups either bounced back to pre-pandemic levels or remained within 2% of their pre-pandemic levels.

### Confusion & Shifting Priorities

**▲ 17%**

An increasing number of people shopping for dependents' health insurance this year, up from 12%

**▼ 9.4%**

Decrease from February to September reporting intention to purchase health insurance

### Increased Consumer Desire For:

COVID-19 Testing, Mental Health, Telehealth

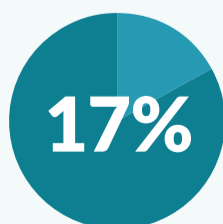
**46%**

Of uninsured do not plan to purchase insurance this year

18-26-year-olds

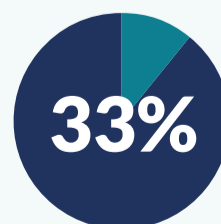
50-64-year-olds

Young Americans experienced the biggest shifts toward being uninsured.



FEB

SEPT



FEB

SEPT